

May, 2009

Introduction

Dear Teachers,

It's winding down! Hard to believe, isn't it? It IS hard to believe that for those of us on a traditional schedule, school is almost over. This is a great time for reflection on how much we've grown, how much we can do, and all that we have learned. So let's spend this month in celebration of ourselves and our accomplishments. I've included a unit for fiesta time (el cinco de mayo) and one on self-reflection and growth.

Please enjoy this last month of school with your "little ones" and remember to log on next month for the June-July offering of Summer Fun!

Happy End-of-School!

Dr. Maggie





El Cinco de Mayo

By Dr. Maggie Allen



Cinco de
Mayo,
Cinco de Mayo.
It's a special holiday.
Cinco de Mayo,
Cinco de Mayo
Viva! Viva! Fiesta Day!



Cinco de Mayo
with a Mexican Flavor

Bumblebees, Bumblebees

by Dr. Maggie Allen


(Tune: Skip to My Lou)

Bumblebees, bumblebees
fly around.

Bumblebees, bumblebees
buzz their sound.

Bumblebees, bumblebees
swarm in spring.

Bumblebees, please don't sting!
OUCH! (spoken)



Activities:

Being Bees

Have students read, sing, and dramatize a bumblebee song. Encourage older students to create a new verse.



I'm All Ears

Assemble a five to eight-page "I'm All Ears" booklet for each child. Have children draw and describe sound-producing objects or creatures on the ear-shaped Pages.

Sound Parade Charade

Divide children into teams of three. Secretly tell each team the name of an animal or object that makes a sound. Have teams take turns parading in front of the class, silently pretending to be the animal or object. If classmates cannot guess, the team can produce the appropriate sounds and children can guess again.

Curriculum Connections

Language Arts

Provide an assortment of books which include onomatopoeia for children to read independently (e.g., *Hairy Bear* and *One Stormy Night* by Joy Cowley; *Too Much Noise* by Ann McGovern; *Barnyard Banter* by Denise Fleming; *Rain Talk* by Mary Serfozo; and *Sounds* by David Bennett).

Music

Tape children singing "Bumblebees, Bumblebees." Put this tape in the music center along with props for children to use as they sing and dramatize the songs.



In the Summer

by Dr. Maggie Allen

I like picnics in the summer,
Yes, oh, yes, I do!
I like picnics in the summer,
Yes, oh, yes, I do!
With a picnic here, a picnic there,
Here and there and everywhere.
I like picnics in the summer,
Yes, oh, yes, I do!



I like beach balls in the summer,
Yes, oh, yes, I do!
I like beach balls in the summer,
Yes, oh, yes, I do!
With a beach ball here, a beach ball there,
Here and there and everywhere.
I like beach balls in the summer,
Yes, oh, yes, I do!



I like snow cones in the summer,
Yes, oh, yes, I do!
I like snow cones in the summer,
Yes, oh, yes, I do!
With a snow cone here, a snow cone there,
Here and there and everywhere.
I like snow cones in the summer,
Yes, oh, yes, I do!



Seeds 'n Plants

By Dr. Maggie Allen

I plant a tiny seed,
Deep into the ground.
I pour some water on
And gently pat it down.

I watch it every day
And wait for it to grow.
I watch the sun shine on it,
But it grows so slow...ly!

The soil provides its food,
The sun provides its light.
I water every day
A little bit, just right.

I watch it every day,
And wait for it to grow.
And finally, it happens,
A sprout begins to show!




Sailor and the Sea

Adapted by Dr. Maggie Allen

A sailor went to sea, sea, sea,
To see what he could see, see, see.
But all that he could see, see, see
Was the bottom of the S-E-A!




The sailor tried to swim, swim, swim,
Had no life jacket with him, him, him.
He curled up into a ball, ball, ball,
But down he went, that's all, all, all!



I jumped into the sea, sea, sea,
And brought him up with me, me, me.
I told him he should float, float, float,
Then pulled him into the boat, boat, boat.

The sailor jumped from the boat, boat, boat
Into the water to float, float, float.
He stretched his body flat, flat, flat,
Floated well, so that is that!



The Three Billy Goats

Narrator Once there were three goats. They lived by a river. They were brothers.

First Goat I am a very large goat!

Second Goat I am a medium sized goat!

Third Goat I am a teeny, tiny goat, but I am growing!



First Goat You look kind of skinny right now.

Second Goat You need to eat more.

Third Goat There is not enough grass to eat!

First Goat There is more grass on the other side of the river.

Second Goat We can cross the bridge to go there!

Third Goat You go! I do not want the troll to eat me.

First Goat Oh, yes, I forgot about the troll.

Second Goat Hmmmm . . .

Third Goat But that grass sure looks green over there! Yum!

First Goat We need to think of a plan.

Second Goat I am sure there is a way to trick him!

Third Goat Think! Think! Think!

Narrator So the goats put their horns together to think of a plan to trick the troll and get to the grass on the other side of the river.




First-Third

Knock Off the Clock

Directions

1. Children select a partner.
2. Each partner draws a clock face on a sheet of paper.
3. Each partner gets one double die or a pair of regular dice.
4. Partners take turns rolling the dice and adding or subtracting to cross off that sum or remainder from the clock face.
5. First partner to "knock off" all of the numbers on the clock WINS!



Knock Off The Clock

Fun with Addition and Subtraction

Line, Line, Can
Fun with Place Value

Directions

1. Each player selects a partner.
2. Each partner draws a "line, line, can" configuration on the top of his/her paper.
3. Each partner gets one regular die.
4. Each partner gets three turns. They alternate rolling the die and deciding where to place the number...in the hundreds' place, the tens' place, or toss it in the ones' can.
5. The partner with the highest number wins.
6. The winner of the round gets a point.
7. The rounds continue in this fashion until the "sands of the hourglass timer have run out...or until a signal is called!

